

**Montgomery Township School District**



# **Proposed Budget 2020-21**

---

*Maintaining Excellence*

---

**April 28, 2020**

# Montgomery Township School District Agenda



- **Factors in Building a Budget**
- **Budget Development Process**
- **Explanation of Funds**
- **Enrollment**
- **Sources of Revenue**
- **Proposed Expenditures**
- **Tax Impact**
- **Questions**



# Montgomery Township School District

## Factors Included in the Process of Planning a Budget



- Resources
- Student Achievement
- Safety and Security
- Improving Transportation System
- Enrollment Projections
- Class Size
- Special Education
- Staffing, Contracts and Benefits
- Program Offerings
- Technology
- Professional Development
- Curriculum and Instruction
- Supplies and Equipment
- Facilities and Maintenance

# Montgomery Township School District Budget Development Process



**The budget development process is ever going with the board, administration and community**

- **September 2019** - District staff collaboratively determine needs for the 2020-21 budget
- **January/February** – Superintendent and central office administration review budget requests for reasonableness of needs within district resources
- **February 27, 2020** – State aid notices were released to school districts
- **March 13, 2020** – Proposed budget presented to Operations, Facilities and Finance Committee

# Montgomery Township School District Budget Development Process



- **March 18, 2020** – Proposed budget presented to the Board and the Board of Education adopts a tentative budget
- **March 20, 2020** - District submits the budget to the Executive County Superintendent for approval
- **April 2020** - The Executive County Superintendent approval is required prior to advertising
- **April 24, 2020** – Advertised budget and notice of public hearing in the newspaper
- **April 28, 2020** - Public Hearing and Board of Education adoption of the 2020-21 school budget

# Montgomery Township School District Explanation of Funds



- **General Fund**
  - **Operating Budget**
  
- **Special Revenue Fund**
  - **State, Federal and Local Grants**
  
- **Debt Service Fund**
  - **Principal and Interest Payments on Existing Debt**

# Montgomery Township School District Enrollment



Fiscal Year	Enrollment	Change in Enrollment	Percentage Change in Enrollment
2020/2021*	4651	-21	-0.45%
2019/2020	4672	-12	-0.26%
2018/2019	4684	-103	-2.15%
2017/2018	4787	-12	-0.25%
2016/2017	4799	36	0.75%
*2020/2021 are Estimated Projections			

# Montgomery Township School District

## Sources of Revenue

### General Fund



Where Does the Money Come From?



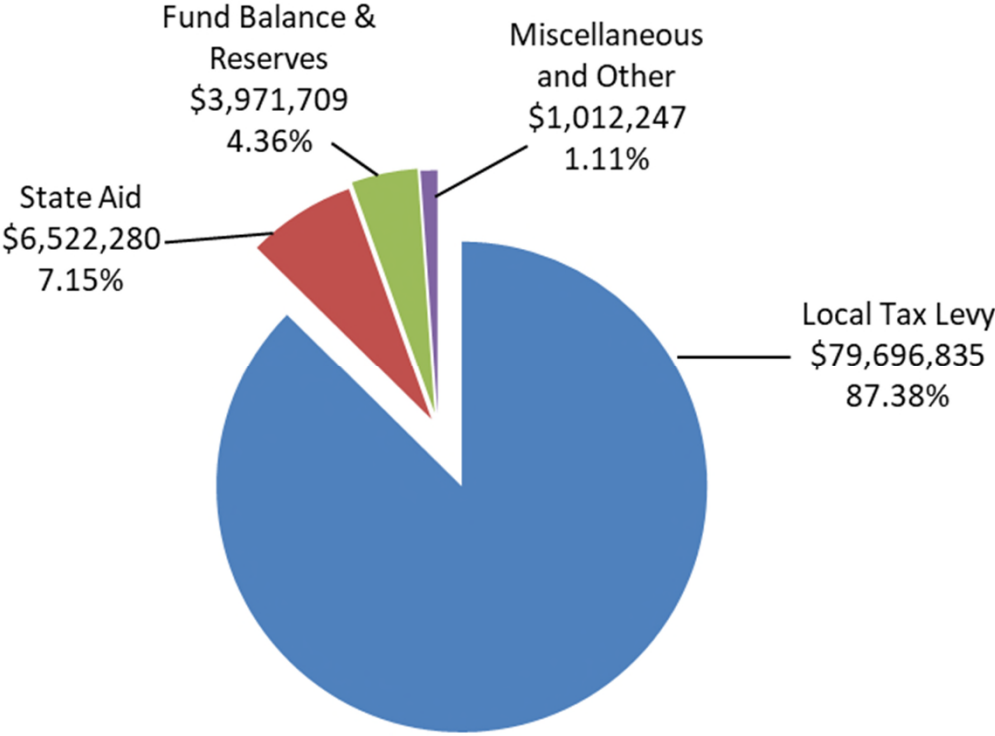
15



# Montgomery Township School District

## General Fund Revenues

### \$91,203,071



# Montgomery Township School District



## 2020-21 Budget Sources of General Fund Revenues

Source	2019-20	2020-21	\$ Inc/(Dec)
Local Taxes	78,134,152	79,696,835	1,562,683
State Aid	5,808,612	6,522,280	713,668
Fund Balance & Reserves	5,551,108	3,971,709	(1,579,399)
<u>Miscellaneous &amp; Other</u>	<u>1,253,875</u>	<u>1,012,247</u>	<u>(241,628)</u>
<b>Total General Fund</b> =====	<b>90,747,747</b> =====	<b>91,203,071</b> =====	<b>455,324</b> =====

# Montgomery Township School District




## 2020-21 Budget Sources of Debt Service Fund Revenues

Source	2019-20	2020-21	\$ Inc/(Dec)
Local Taxes	7,555,883	7,097,597	(458,286)
State Aid	703,202	712,773	9,571
<u>Fund Balance &amp; Reserves</u>	<u>2</u>	<u>361,425</u>	<u>361,423</u>
<b>Total Debt Service Fund</b> =====	<b>8,259,087</b> =====	<b>8,171,795</b> =====	<b>(87,292)</b> =====

**Montgomery Township School District**  
**Proposed Expenditures**  
**General Fund**

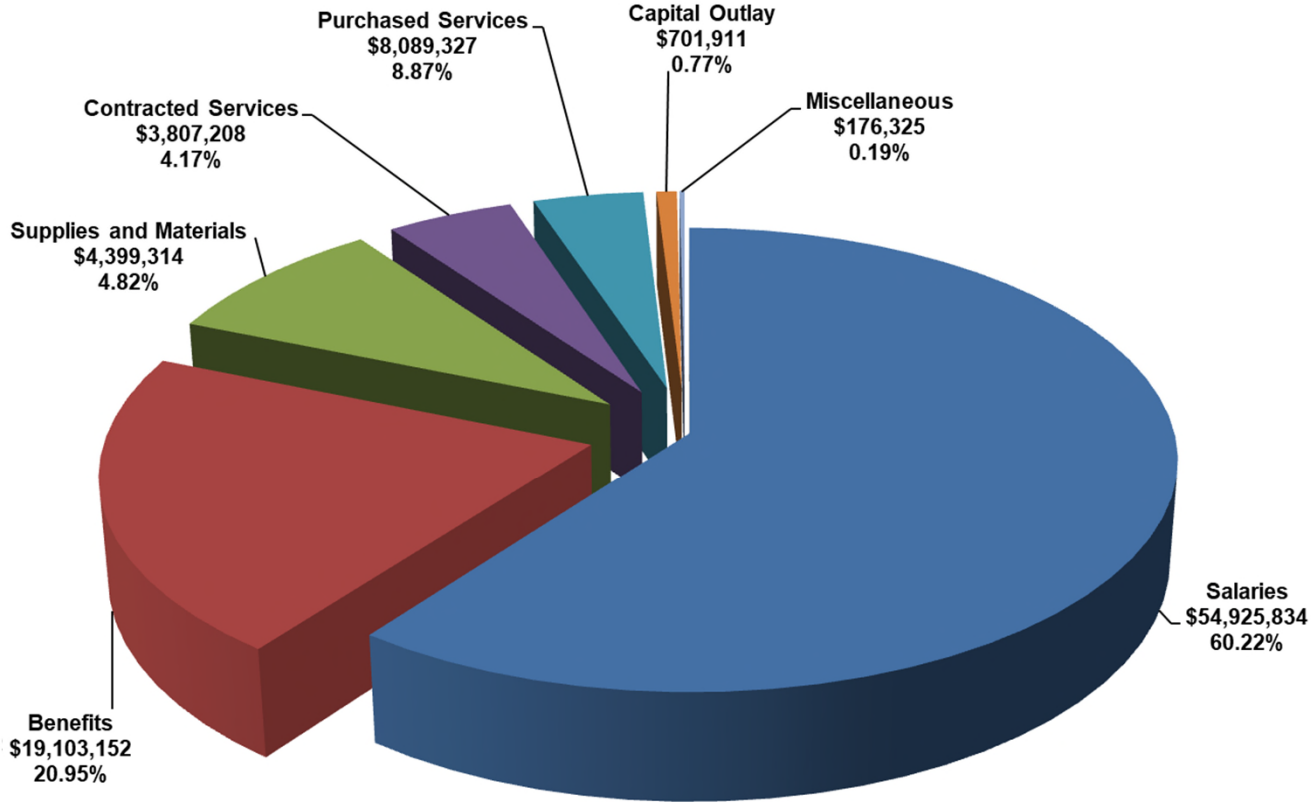


**Where Does the Money Go?**



# Montgomery Township School District

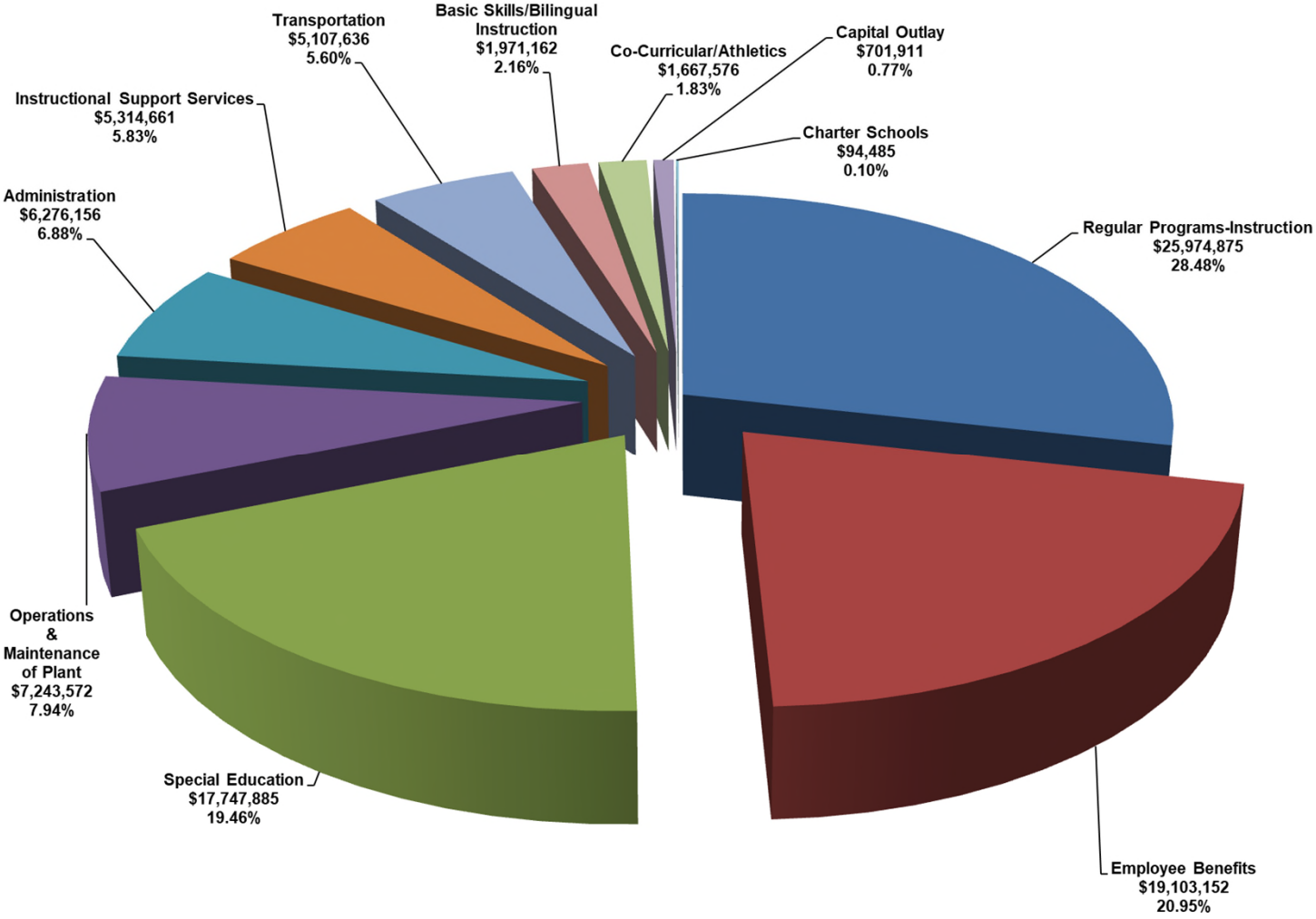
## General Fund Proposed Expenditures (Object) \$91,203,071



# Montgomery Township School District

## General Fund Proposed Expenditures (Function)

### \$91,203,071



# Montgomery Township School District

## General Fund Function Comparison



	2019-20	2020-21	\$ Inc/(Dec)	% Inc/(Dec)
Regular Programs-Instruction	25,907,277	25,974,875	67,598	0.26%
Employee Benefits	18,262,732	19,103,152	840,420	4.60%
Special Education	17,607,729	17,747,885	140,156	0.80%
Operations & Maintenance of Plant	7,030,603	7,243,572	212,969	3.03%
Administration	6,398,505	6,276,156	(122,349)	-1.91%
Instructional Support Services	5,494,273	5,314,661	(179,612)	-3.27%
Transportation	5,129,686	5,107,636	(22,050)	-0.43%
Basic Skills/Bilingual Instruction	1,959,698	1,971,162	11,464	0.58%
Co-Curricular/Athletics	1,524,134	1,667,576	143,442	9.41%
Capital Outlay	1,350,437	701,911	(648,526)	-48.02%
Charter Schools	<u>84,673</u>	<u>94,485</u>	<u>9,812</u>	<u>11.59%</u>
<b>Total General Fund</b>	<b>90,749,747</b>	<b>91,203,071</b>	<b>453,324</b>	<b>0.50%</b>

# Montgomery Township School District



## Tax Impact Montgomery Township

<b>Assessed Valuation</b>	<b>\$3,920,178,277</b> <b>+\$34,599,360 (+.89%)</b>
<b>Estimated Projected School Tax Rate</b>	<b>\$2.162</b> <b>+.009 per \$100 Assessed Valuation</b>
<b>Average Assessment</b>	<b>\$502,542</b> <b>+\$50</b>



# Montgomery Township School District



## Tax Impact Rocky Hill

**Assessed Valuation** **\$132,166,100**  
**+\$1,144,400 (+.87%)**

**Estimated Projected School  
Tax Rate** **\$1.544**  
**+.036 per \$100 Assessed  
Valuation**

**Average Assessment** **\$447,887**  
**+\$161**

# Montgomery Township School District



## Questions

